


BELCAR ENDURANCE CHAMPIONSHIP

SPA EURO RACE

QUALIFYING

Sector Analysis

											Personal Best	Session Best	B Crossing the finish line in pit lane												
Lap	D	Time	Sector 1	Sector 2	Sector 3	T. Spd	Elapsed	Lap	D	Time	Sector 1	Sector 2	Sector 3	T. Spd	Elapsed										
1	Aqua Protect Racing Team						Norma M20 FC																		
	1. François BOUILLON		3. Marc GOOSSENS																						
	2. David HOUTHOOFF																								
1	3	4:38.651	2:51.615	1:09.256	37.780	212.6	4:38.651	5	2	2:33.745	42.849	1:11.562	39.334	227.8	16:58.143										
2	3	2:23.653	42.851	1:03.628	37.174	224.1	7:02.304	6	2	9:09.299	7:10.960	1:17.017	41.322	188.5	26:07.441										
3	3	2:23.605	42.926	1:03.291	37.388	226.4	9:25.909	7	2	2:37.372	44.172	1:13.328	39.872	231.8	28:44.813										
4	3	2:24.223	42.162	1:04.040	38.021	232.3	11:50.132	8	2	2:36.993	44.037	1:12.753	40.203	237.9	31:21.806										
5	3	2:21.863	42.151	1:02.586	37.126	233.3	14:11.995	9	2	2:35.940	43.483	1:12.317	40.140	248.8	33:57.746										
6	3	2:21.585	42.076	1:02.433	37.076	227.8	16:33.580	10	2	2:35.371	43.304	1:12.714	39.353	252.3	36:33.117										
7	3	3:00.890	42.481	1:05.340	1:13.069	225.0	19:34.470	11	2	2:38.094	43.883	1:14.056	40.155	244.9	39:11.211										
8	3	7:09.958	5:19.402	1:10.894	39.662	213.4	26:44.427	12	2	4:37.408	2:36.006	1:18.527	42.875	169.0	43:48.619										
9	3	2:29.114	43.950	1:07.290	37.874	224.1	29:13.541	13	2	2:32.636	43.049	1:10.880	38.707	249.4	46:21.255										
10	3	2:29.408	43.887	1:07.368	38.153	225.9	31:42.949	14	2	2:32.733	42.637	1:09.553	40.543	250.0	48:53.988										
11	3	2:24.053	42.925	1:03.290	37.838	226.9	34:07.002	15	2	2:30.086	42.393	1:09.580	38.113	255.9	51:24.074										
12	3	2:27.226	43.170	1:06.389	37.667	227.4	36:34.228	16	2	2:34.919	42.149	1:11.142	41.628	253.5	53:58.993										
13	3	5:07.960	3:24.450	1:06.006	37.504	220.0	41:42.188	17	2	4:56.948	3:04.652	1:13.135	39.161	188.5	58:55.941										
14	3	2:26.102	42.121	1:05.138	38.843	234.8	44:08.290	18	2	2:31.958	43.064	1:09.722	39.172	254.7	1:01:27.899										
15	3	2:25.213	42.273	1:05.179	37.761	232.3	46:33.503	19	2	2:35.593	43.408	1:11.974	40.211	247.7	1:04:03.492										
16	3	2:23.737	42.522	1:03.776	37.439	232.8	48:57.240	20	2	2:39.758	43.000	1:13.710	43.048	256.5	1:06:43.250										
17	3	2:25.629	41.906	1:06.293	37.430	243.8	51:22.869																		
18	3	5:07.223	3:22.853	1:06.635	37.735	221.3	56:30.092																		
19	3	2:26.786	42.699	1:06.366	37.721	227.8	58:56.878																		
20	3	3:52.120	2:08.175	1:05.894	38.051	221.3	1:02:48.998																		
21	3	2:22.786	42.488	1:02.965	37.333	231.3	1:05:11.784																		
22	3	2:22.072	42.208	1:02.762	37.102	229.3	1:07:33.856																		
2	Russel Racing by DVB Racing						Norma M20 FC																		
	1. Frank THIERS		3. Gilles MAGNUS																						
	2. Hans THIERS																								
1	3	4:13.437	2:29.630	1:06.494	37.313	188.5	4:13.437	5	ORACLE TSL						Radical RS5										
2	3	2:21.986	42.526	1:02.868	36.592	234.3	6:35.423		1. Cédric WAUTERS		3. Eric WOUTERS			2											
3	3	2:21.339	41.514	1:03.608	36.217	241.1	8:56.762		2. Raf VAN BELLE																
4	3	2:20.257	41.235	1:02.546	36.476	243.2	11:17.019	1	1	14:47.784	...	1:14.715	44.113	177.0	14:47.784										
5	2	4:22.004	2:36.085	1:07.727	38.192	225.9	15:39.023	2	1	2:51.746	49.791	1:14.258	47.697	192.9	17:39.530										
6	2	2:28.929	42.227	1:08.725	37.977	234.8	18:07.952	3	1	11:18.673	9:24.172	1:11.448	43.053	185.2	28:58.202										
7	2	8:02.766	6:13.028	1:10.859	38.879	218.2	26:10.717	4	1	2:46.251	50.548	1:12.028	43.675	192.9	31:44.453										
8	2	2:27.869	42.777	1:07.760	37.332	237.9	28:38.586	5	1	2:47.618	49.867	1:13.651	44.100	193.2	34:32.071										
9	2	2:27.058	43.308	1:05.587	38.163	235.3	31:05.644	6	1	6:35.722	4:39.779	1:12.024	43.919	182.4	41:07.793										
10	2	2:25.112	42.424	1:05.594	37.094	240.5	33:30.756	7	1	2:44.731	49.891	1:11.462	43.378	192.5	43:52.524										
11	2	2:27.535	43.162	1:06.306	38.067	234.3	35:58.291	8	1	2:45.018	49.557	1:11.843	43.618	197.1	46:37.542										
12	1	4:47.066	2:57.881	1:10.112	39.073	199.3	40:45.357	9	1	2:47.242	49.528	1:13.846	43.868	197.8	49:24.784										
13	1	2:31.212	43.928	1:08.539	38.745	225.9	43:16.569	10	1	2:45.609	49.995	1:12.036	43.578	193.2	52:10.393										
14	1	2:38.700	43.397	1:06.917	48.386	227.8	45:55.269																		
15	1	2:32.012	45.305	1:07.707	39.000	233.8	48:27.281																		
16	1	2:29.693	43.647	1:07.159	38.887	232.8	50:56.974																		
17	1	2:29.862	43.229	1:07.273	39.360	235.3	53:26.836																		
18	1	2:30.594	43.185	1:08.041	39.368	237.4	55:57.430																		
19	1	2:30.372	43.038	1:08.434	38.900	234.8	58:27.802																		
20	1	2:30.944	44.052	1:08.152	38.740	233.3	1:00:58.746																		
21	1	2:29.712	43.668	1:07.510	38.534	234.3	1:03:28.458																		
22	1	2:29.106	43.293	1:06.682	39.131	235.3	1:05:57.564																		
3	Speedlover						Porsche 991																		
	1. Guy VERHEYEN		3. Pieder DECURTINS																						
	2. Chris MATTHEUS																								
1	2	6:37.525	4:36.736	1:19.651	41.138	187.8	6:37.525																		
2	2	2:37.428	43.819	1:13.982	39.627	243.8	9:14.953																		
3	2	2:34.829	43.351	1:12.018	39.460	255.3	11:49.782																		
4	2	2:34.616	43.496	1:11.699	39.421	230.8	14:24.398																		
7	VR Racing Qvick Motors						BMW M2 MARC V8																		
	1. Erik QVICK																								
	2. Tom VAN ROMPUY																								
1	2	3:07.452	1:08.953	1:17.526	40.973	131.4	3:07.452																		
2	2	2:37.142	44.609	1:12.622	39.911	219.1	5:44.594																		
3	2	2:35.212	42.966	1:12.780	39.466	227.4	8:19.806																		
4	2	2:33.961	42.718	1:11.558	39.685	225.0	10:53.767																		
5	2	3:56.289	2:05.714	1:11.241	39.334	223.1	14:50.056																		
6	2	2:37.075	42.894	1:11.246	42.935	228.8	17:27.131																		
7	1	8:52.567	6:46.924	1:24.186	41.457	161.4	26:19.697																		
8	1	2:32.620	43.073	1:11.064	38.483	232.3	28:52.317																		
9	1	2:29.809	42.033	1:09.497	38.279	250.0	31:22.126																		
10	1	2:33.163	41.804	1:10.509	40.850	251.2	33:55.289																		
11	1	8:54.481	7:04.231	1:10.160	40.090	227.4	42:49.770																		
12	1	2:33.085	43.655	1:10.292	39.138	228.8	45:22.855																		
13	1	2:29.090	41.905	1:09.154	38.031	254.7	47:51.945																		
8	Independent Motorsports						Porsche 991																		
	1. Xavier STEVENS		3. Koen WAUTERS																						
	2. Kris WAUTERS																								
1	2	2:52.594	1:00.143	1:13.575	38.876	197.1	2:52.594																		
2	2	2:29.543	42.433	1:09.438	37.672	248.3	5:22.137																		
3	2	2:26.994	41.619	1:07.660	37.715	256.5	7:49.131																		
4	2	2:27.728	42.125	1:07.823	37.780	254.7	10:16.859																		
5	2	2:29.660	41.600	1:08.717	39.343	255.3	12:46.519																		
6	2	4:09.313	2:19.759	1:11.189	38.365	227.4	16:55.832																		
7	2	3:24.485	50.768	1:33.464	1:00.																				




BELCAR ENDURANCE CHAMPIONSHIP SPA EURO RACE QUALIFYING

Sector Analysis

■ Personal Best
 ■ Session Best
 ■ B Crossing the finish line in pit lane

Lap	D	Time	Sector 1	Sector 2	Sector 3	T. Spd	Elapsed	Lap	D	Time	Sector 1	Sector 2	Sector 3	T. Spd	Elapsed			
10	2	2:32.675	42.328	1:10.430	39.917	259.6	30:57.170	4	1	8:40.666	6:32.975	1:22.359	45.332	175.3	25:54.128			
11	2	2:30.967	42.771	1:09.986	38.210	257.1	33:28.137	5	1	2:55.532	51.505	1:17.807	46.220	197.1	28:49.660			
12	2	4:32.585	2:40.780	1:12.541	39.264	210.9	38:00.722	6	1	3:17.874	51.420	1:27.348	59.106	198.9	32:07.534			
13	2	2:29.085	41.857	1:09.208	38.020	255.3	40:29.807	7	1	8:22.628	6:11.847	1:25.032	45.749	173.9	40:30.162			
14	2	2:28.584	41.606	1:09.052	37.926	256.5	42:58.391	8	1	2:54.692	51.789	1:17.597	45.306	199.6	43:24.854			
15	2	2:29.234	41.536	1:09.327	38.371	259.6	45:27.625	9	1	2:54.924	51.405	1:17.331	46.188	198.9	46:19.778			
16	2	4:05.010	2:16.017	1:09.870	39.123	230.8	49:32.635	10	1	7:49.564	5:38.033	1:23.777	47.754	178.2	54:09.342			
17	2	2:27.652	41.929	1:08.434	37.289	257.8	52:00.287	<div style="border: 1px solid black; padding: 5px;"> 21 Comparex Racing by EMG Motorspc Porsche 991 1. Steve VANBELLINGEN 2. Wiebe WIJZES </div>										
18	2	2:38.018	42.567	1:09.639	45.812	237.9	54:38.305	1	1	4:09.899	2:14.580	1:15.733	39.586	197.4	4:09.899			
19	2	6:55.645	3:16.373	1:27.334	2:11.938	162.9	1:01:33.950	2	1	2:36.334	43.201	1:13.721	39.412	235.3	6:46.233			
10	MDK Motorsport Norma M20 FC 1. Thomas VAUTERIN 2. Pierre VAUTERIN							2	1	2	6:10.744	4:22.359	1:09.294	39.091	193.2	6:10.744		
	2	2	2:29.611	42.235	1:09.786	37.590	227.4		8:40.355									
	3	2	2:23.233	42.290	1:03.932	37.011	234.8		11:03.588									
	4	2	2:22.413	42.047	1:03.429	36.937	236.3		13:26.001									
	5	2	2:25.087	42.077	1:04.603	38.407	236.3		15:51.088									
	6	2	3:33.560	46.496	1:19.460	1:27.604	226.4		19:24.648									
	7	1	7:05.800	5:17.953	1:09.549	38.298	217.7		26:30.447									
	8	1	2:38.038	45.679	1:05.191	47.168	225.5		29:08.485									
	9	1	2:24.031	42.098	1:03.426	38.507	235.3		31:32.516									
	10	1	2:23.048	41.859	1:03.746	37.443	240.0		33:55.564									
	11	1	2:33.609	42.061	1:12.286	39.262	237.4		36:29.173									
	12	1	2:31.158	41.864	1:08.200	41.094	236.8		39:00.331									
	13	1	2:28.267	42.374	1:05.334	40.559	236.8		41:28.598									
	14	1	2:34.797	42.975	1:14.124	37.698	211.4		44:03.395									
	15	1	6:27.862	4:26.810	1:14.605	46.447	223.1		50:31.257									
	16	1	2:26.657	42.351	1:06.228	38.078	235.3		52:57.914									
	17	1	2:33.289	42.264	1:08.975	42.050	232.8		55:31.203									
	18	1	3:20.962	1:13.947	1:28.641	38.374	160.7		58:52.165									
	19	1	2:25.840	42.143	1:05.898	37.799	237.4		1:01:18.005									
11	PG Motorsport Porsche Cayman GT4 1. Stienes LONGIN 2. Marnik BATTERY							3	1	1	3:24.206	1:25.121	1:17.233	41.852	194.9	3:24.206		
	2	1	2:39.755	45.658	1:13.343	40.754	235.8		6:03.961									
	3	1	2:38.992	44.579	1:13.574	40.839	237.4		8:42.953									
	4	1	2:40.177	45.087	1:13.907	41.183	236.8		11:23.130									
	5	1	6:08.292	4:10.911	1:15.138	42.243	213.9		17:31.422									
	6	1	8:23.853	6:31.713	1:11.978	40.162	217.7		25:55.274									
	7	1	2:33.939	43.972	1:10.497	39.470	241.6		28:29.213									
	8	1	2:33.251	43.840	1:09.688	39.723	242.2		31:02.464									
	9	1	2:37.711	43.929	1:12.492	41.290	239.5		33:40.175									
	10	1	6:52.062	4:54.319	1:15.936	41.807	211.4		40:32.237									
	11	1	2:43.939	46.449	1:15.227	42.263	233.3		43:16.176									
12	1	2:45.475	46.240	1:17.068	42.167	235.3	46:01.651											
13	1	2:44.026	46.039	1:15.946	42.041	233.8	48:45.677											
14	1	3:56.384	1:55.978	1:17.944	42.462	220.9	52:42.061											
15	1	2:44.621	46.244	1:16.194	42.183	235.3	55:26.682											
16	1	2:45.940	46.342	1:17.465	42.133	233.3	58:12.622											
16	JJ Motorsport BMW 325i 1. Pieter DENYS 2. Gregroy EYCKMANS							5	1	1	11:17.930	8:57.400	1:31.444	49.086	127.5	11:17.930		
	2	1	2:58.026	52.732	1:19.104	46.190	196.7		14:15.956									
	3	1	2:57.507	51.627	1:20.361	45.519	193.5		17:13.463									
	24	PK Carsport Porsche 991 1. Anthony KUMPEN 2. Tom BOONEN							1	1	3	3:36.911	1:40.788	1:15.794	40.329	220.4	3:36.911	
		2	3	2:34.943	43.511	1:10.938	40.494			227.8	6:11.854							
		3	3	2:33.370	42.837	1:10.929	39.604			244.9	8:45.224							
		4	3	2:30.624	42.433	1:09.444	38.747			254.7	11:15.848							
		5	3	2:30.474	42.461	1:09.602	38.411			255.9	13:46.322							
		6	3	2:30.016	42.534	1:09.116	38.366			252.9	16:16.338							
		7	2	9:28.080	7:32.829	1:15.774	39.477			219.5	25:44.417							
		8	2	2:34.122	43.587	1:11.262	39.273			243.8	28:18.539							
		9	2	2:33.874	42.836	1:11.990	39.048			244.9	30:52.413							
		10	2	2:31.752	42.561	1:10.630	38.561			246.6	33:24.165							
		11	2	2:34.278	42.700	1:12.098	39.480			252.9	35:58.443							
		12	2	2:40.333	43.997	1:15.582	40.754			212.2	38:38.776							
		13	2	4:08.103	2:18.132	1:10.953	39.018			220.9	42:46.879							
		14	2	2:30.715	42.607	1:09.936	38.172			247.1	45:17.594							
15		3	4:27.165	2:33.507	1:14.516	39.142	192.9	49:44.759										
16		3	2:28.666	42.076	1:09.173	37.417	256.5	52:13.425										
17		3	2:36.929	41.769	1:08.044	47.116	257.1	54:50.354										



BELCAR ENDURANCE CHAMPIONSHIP


SPA EURO RACE

QUALIFYING

Sector Analysis

■ Personal Best ■ Session Best B Crossing the finish line in pit lane

Lap	D	Time	Sector 1	Sector 2	Sector 3	T. Spd	Elapsed	Lap	D	Time	Sector 1	Sector 2	Sector 3	T. Spd	Elapsed
18	3	2:28.046	41.499	1:08.127	38.420	258.4	57:18.400	6	1	2:55.968			44.348		30:04.319
19	3	2:27.040	41.335	1:08.146	37.559	259.0	59:45.440	7	1	2:52.162			43.966		32:56.481
20	3	2:26.496	41.472	1:07.529	37.495	257.8	1:02:11.936	8	1	2:53.003			43.714		35:49.484
21	3	2:27.578	41.334	1:07.954	38.290	258.4	1:04:39.514	9	1	2:52.220			44.064		38:41.704
22	3	2:36.103	43.870	1:11.478	40.755	200.7	1:07:15.617	10	1	2:50.445			43.941		41:32.149
30 Selleslagh Racing Team AMG Mercedes GT4 3 1.Nicolas VAN DIERENDONK.Filip TEUNKENS 2.Johan VANNERUM								11 1 2:49.435 43.407 44:21.584 12 1 2:49.203 43.671 47:10.787 13 1 2:49.884 44.139 50:00.671 14 1 2:47.821 43.233 52:48.492 15 1 2:50.508 45.049 55:39.000 16 1 2:47.539 43.376 58:26.539 17 1 2:48.385 43.129 1:01:14.924 18 1 2:49.078 44.109 1:04:04.002 19 1 2:47.746 43.309 1:06:51.748							
1	1	7:01.235	5:04.874	1:15.846	40.515	201.1	7:01.235	36 JJ Motorsport BMW 325i 5 1.Guido WERCKX 2.Tom WERCKX							
2	1	2:34.971	44.728	1:10.824	39.419	245.5	9:36.206	1	1	14:11.282	...	1:30.595	50.600	161.0	14:11.282
3	1	2:36.011	44.584	1:11.264	40.163	244.3	12:12.217	2	1	3:13.878	55.762	1:26.068	52.048	173.6	17:25.160
4	1	2:34.510	44.493	1:10.408	39.609	244.3	14:46.727	3	1	9:11.669	6:58.130	1:24.745	48.794	179.1	26:36.828
5	2	5:00.516	2:51.062	1:18.136	51.318	209.3	19:47.243	4	1	3:00.823	53.119	1:20.948	46.756	193.9	29:37.651
6	2	6:23.418	4:25.883	1:14.797	42.738	220.9	26:10.660	5	1	3:03.191	52.667	1:21.338	49.186	195.3	32:40.842
7	2	2:38.500	45.691	1:11.994	40.815	241.6	28:49.160	6	1	3:02.974	55.224	1:21.143	46.607	189.8	35:43.816
8	2	2:37.819	45.101	1:12.504	40.214	243.8	31:26.979	7	1	2:59.167	52.780	1:19.673	46.714	194.6	38:42.983
9	2	2:37.452	45.029	1:12.316	40.107	242.7	34:04.431	8	1	2:59.887	52.682	1:20.593	46.612	195.7	41:42.870
10	2	2:38.391	45.416	1:12.619	40.356	241.6	36:42.822	9	1	4:56.320	2:39.463	1:23.978	52.879	185.6	46:39.190
11	2	4:34.511	2:40.361	1:13.870	40.280	231.8	41:17.333	10	1	3:00.729	52.634	1:21.327	46.768	199.3	49:39.919
12	2	2:36.372	44.550	1:12.037	39.785	244.9	43:53.705	11	1	2:59.164	52.408	1:20.327	46.429	196.4	52:39.083
13	2	2:40.476	44.669	1:14.334	41.473	232.3	46:34.181	12	1	3:02.188	52.467	1:21.760	47.961	194.9	55:41.271
14	2	2:36.193	44.588	1:12.061	39.544	246.0	49:10.374	13	1	2:59.591	51.843	1:21.023	46.725	196.7	58:40.862
15	2	2:39.147	44.578	1:12.784	41.785	244.9	51:49.521	14	1	3:00.912	52.046	1:21.899	46.967	196.7	1:01:41.774
16	1	5:42.389	3:29.507	1:28.293	44.589	189.1	57:31.910	15	1	2:57.492	51.679	1:19.502	46.311	197.4	1:04:39.266
17	1	2:37.833	45.523	1:12.244	40.066	243.8	1:00:09.743	16	1	2:58.171	51.983	1:19.760	46.428	198.5	1:07:37.437
18	1	2:35.079	44.561	1:10.889	39.629	244.9	1:02:44.822	42 BMW Team van der Horst BMW 325i 5 1.Niels DE KERPEL 2.Jeromy HESSELS							
19	1	2:35.074	44.882	1:10.659	39.533	242.2	1:05:19.896	1	1	6:10.099	3:57.116	1:25.606	47.377	155.4	6:10.099
20	1	2:33.911	44.432	1:10.132	39.347	244.9	1:07:53.807	2	1	2:59.825	52.887	1:19.813	47.125	198.5	9:09.924
31 Selleslagh Racing Team AMG Mercedes GT4 3 1.Wim SPINOY 2.Ward SLUYS								3	1	2:58.400	52.543	1:19.829	46.028	200.0	12:08.324
1	1	8:56.038	6:53.389	1:20.836	41.813	118.4	8:56.038	4	1	2:57.952	51.751	1:20.013	46.188	199.3	15:06.276
2	1	2:46.565	47.218	1:17.247	42.100	231.8	11:42.603	5	1	11:17.178	8:58.821	1:28.998	49.359	168.2	26:23.453
3	1	2:44.197	47.092	1:14.931	42.174	237.9	14:26.800	6	1	3:08.788	54.670	1:25.276	48.842	195.7	29:32.241
4	1	2:43.762	46.182	1:15.239	42.341	234.8	17:10.562	7	1	3:10.029	54.833	1:25.063	50.133	192.2	32:42.270
5	1	9:50.739	7:52.040	1:16.794	41.905	221.3	27:01.300	8	1	3:05.554	54.169	1:23.376	48.009	194.2	35:47.824
6	1	2:40.169	46.912	1:12.281	40.976	239.5	29:41.469	9	1	3:07.024	54.470	1:24.343	48.211	197.4	38:54.848
7	1	2:39.465	45.480	1:12.787	41.198	241.1	32:20.934	10	1	3:07.553	54.417	1:23.985	49.151	196.4	42:02.401
8	1	2:41.023	45.315	1:13.806	41.902	231.8	35:01.957	11	1	3:06.268	54.633	1:23.196	48.439	194.6	45:08.669
9	1	4:58.413	3:05.930	1:12.657	39.826	225.5	40:00.370	12	1	5:48.528	3:37.618	1:24.127	46.783	170.1	50:57.197
10	1	2:34.851	44.597	1:10.749	39.505	243.8	42:35.221	13	1	3:00.095	52.778	1:20.624	46.693	197.8	53:57.292
11	1	2:35.148	44.420	1:10.377	40.351	244.3	45:10.369	14	1	3:00.738	52.481	1:21.937	46.320	199.6	56:58.030
12	1	2:37.362	44.362	1:10.486	42.514	244.3	47:47.731	15	1	2:59.269	52.387	1:20.639	46.243	198.9	59:57.299
13	1	5:35.957	3:43.234	1:13.126	39.597	226.4	53:23.688	16	1	2:59.015	52.514	1:20.234	46.267	198.9	1:02:56.314
14	1	2:35.694	44.521	1:11.382	39.791	243.2	55:59.382	17	1	3:02.486	54.437	1:20.592	47.457	193.5	1:05:58.800
15	1	2:35.088	44.374	1:10.443	40.271	243.8	58:34.470	44 Belgium Driver Academy vzw Wolf GB08 2 1.Maxim PAMPPEL 2.Martin DOUBEK							
16	1	2:35.292	44.468	1:11.518	39.306	246.0	1:01:09.762	1	1	8:11.856	6:11.992	1:18.635	41.229	177.6	8:11.856
17	1	2:34.692	44.349	1:11.014	39.329	244.9	1:03:44.454								
18	1	2:34.389	44.225	1:10.849	39.315	246.0	1:06:18.843								
32 DBJE Racing BMW M235i 3 1.Denys BUFFET 2.Emilien BUFFET															
1	1	9:58.483			50.628		9:58.483								
2	1	3:00.472			46.274		12:58.955								
3	1	3:02.919			47.079		16:01.874								
4	1	3:29.917			1:12.647		19:31.791								
5	1	7:36.561			46.870		27:08.351								




BELCAR ENDURANCE CHAMPIONSHIP SPA EURO RACE QUALIFYING

Sector Analysis

■ Personal Best ■ Session Best B Crossing the finish line in pit lane

Lap	D	Time	Sector 1	Sector 2	Sector 3	T. Spd	Elapsed	Lap	D	Time	Sector 1	Sector 2	Sector 3	T. Spd	Elapsed							
2	1	2:33.994	45.807	1:08.968	39.219	216.9	10:45.850	13	2	2:43.267	47.353	1:13.921	41.993	219.1	1:01:17.333							
3	1	2:32.563	44.728	1:08.739	39.096	219.5	13:18.413	14	2	2:45.306	47.461	1:15.331	42.514	219.5	1:04:02.639							
4	1	2:32.336	44.725	1:08.419	39.192	218.6	15:50.749	15	2	2:43.799	47.539	1:14.176	42.084	214.7	1:06:46.438							
5	1	3:35.446	47.423	1:20.025	1:27.998	217.7	19:26.195	57 QSR Racing School BMW 325i														
6	1	7:25.115	5:26.243	1:17.235	41.637	212.2	26:51.309	1.Joël UYLENBROECK 3.Johnny DE BREUCKER 5														
7	1	2:36.908	46.752	1:09.804	40.352	218.2	29:28.217	2.Luc JANSSENS														
8	1	2:34.775	44.863	1:09.697	40.215	220.4	32:02.992	1	1	5:45.558	3:12.354	1:38.711	54.493	150.0	5:45.558							
9	1	2:34.252	45.070	1:09.725	39.457	217.7	34:37.244	2	1	3:24.315	58.613	1:33.684	52.018	178.5	9:09.873							
10	1	2:33.254	45.068	1:08.755	39.431	216.4	37:10.498	3	1	3:17.269	58.048	1:28.399	50.822	175.3	12:27.142							
11	1	2:32.615	45.162	1:08.027	39.426	217.3	39:43.113	4	1	3:16.428	57.764	1:27.736	50.928	180.9	15:43.570							
12	1	2:32.365	44.859	1:08.202	39.304	220.9	42:15.478	5	1	3:44.287	57.405	1:33.853	1:13.029	180.9	19:27.857							
13	1	4:37.985	2:48.378	1:09.657	39.950	204.9	46:53.463	6	1	7:26.282	5:05.864	1:29.865	50.553	158.4	26:54.138							
14	1	2:33.322	44.958	1:08.091	40.273	219.1	49:26.785	7	1	3:07.590	55.502	1:23.333	48.755	180.6	30:01.728							
15	1	2:31.592	44.777	1:07.193	39.622	218.6	51:58.377	8	1	3:04.417	54.887	1:22.057	47.473	188.5	33:06.145							
16	1	2:38.990	44.703	1:11.295	42.992	216.0	54:37.367	9	1	3:03.200	54.563	1:21.379	47.258	186.9	36:09.345							
17	1	2:31.069	44.567	1:07.346	39.156	220.0	57:08.436	10	1	3:02.809	53.639	1:20.983	48.187	188.8	39:12.154							
18	1	2:29.625	44.563	1:05.672	39.390	220.0	59:38.061	11	1	7:19.492	5:04.288	1:26.284	48.920	137.1	46:31.646							
19	1	2:28.796	44.552	1:05.456	38.788	219.5	1:02:06.857	12	1	3:04.533	54.781	1:21.196	48.556	189.8	49:36.179							
20	1	2:29.703	44.188	1:06.207	39.308	222.7	1:04:36.560	13	1	4:29.768	2:22.300	1:20.804	46.664	180.3	54:05.947							
21	1	2:28.776	44.392	1:05.426	38.958	217.7	1:07:05.336	14	1	2:58.686	53.023	1:19.576	46.087	194.2	57:04.633							
46 BMW Team van der Horst BMW 325i								57 QSR Racing School BMW 325i														
1.Alex CASCATAU 5								1.Joël UYLENBROECK														
2.Mauro MERCURI								2.Luc JANSSENS														
1	1	4:46.995	2:35.954	1:23.237	47.804	168.5	4:46.995	1	1	5:45.558	3:12.354	1:38.711	54.493	150.0	5:45.558							
2	1	2:56.839	52.292	1:18.931	45.616	197.1	7:43.834	2	1	3:24.315	58.613	1:33.684	52.018	178.5	9:09.873							
3	1	2:59.270	52.672	1:19.048	47.550	196.0	10:43.104	3	1	3:17.269	58.048	1:28.399	50.822	175.3	12:27.142							
4	1	2:57.037	51.920	1:18.417	46.700	197.4	13:40.141	4	1	3:16.428	57.764	1:27.736	50.928	180.9	15:43.570							
5	1	2:55.994	51.714	1:18.640	45.640	196.7	16:36.135	5	1	3:44.287	57.405	1:33.853	1:13.029	180.9	19:27.857							
6	1	9:44.448	7:27.655	1:28.375	48.418	146.5	26:20.582	6	1	7:26.282	5:05.864	1:29.865	50.553	158.4	26:54.138							
7	1	3:03.508	53.968	1:22.665	46.875	187.5	29:24.090	7	1	3:07.590	55.502	1:23.333	48.755	180.6	30:01.728							
8	1	3:01.706	53.549	1:21.323	46.834	189.8	32:25.796	8	1	3:04.417	54.887	1:22.057	47.473	188.5	33:06.145							
9	1	3:02.043	53.265	1:21.877	46.901	191.2	35:27.839	9	1	3:03.200	54.563	1:21.379	47.258	186.9	36:09.345							
10	1	3:02.302	53.335	1:21.932	47.035	190.1	38:30.141	10	1	3:02.809	53.639	1:20.983	48.187	188.8	39:12.154							
11	1	3:03.349	53.071	1:21.340	48.938	192.2	41:33.490	11	1	7:19.492	5:04.288	1:26.284	48.920	137.1	46:31.646							
12	1	3:01.967	53.779	1:21.260	46.928	189.8	44:35.457	12	1	3:04.533	54.781	1:21.196	48.556	189.8	49:36.179							
13	1	3:09.473	56.589	1:24.117	48.767	159.5	47:44.930	13	1	4:29.768	2:22.300	1:20.804	46.664	180.3	54:05.947							
14	1	4:36.822	2:27.724	1:21.871	47.227	168.2	52:21.752	14	1	2:58.686	53.023	1:19.576	46.087	194.2	57:04.633							
15	1	2:56.638	51.754	1:18.645	46.239	198.2	55:18.390	15	1	2:57.864	53.084	1:19.171	45.609	193.2	1:00:02.497							
16	1	2:55.693	51.670	1:18.302	45.721	196.7	58:14.083	16	1	2:58.187	52.790	1:18.734	46.663	193.5	1:03:00.684							
17	1	2:55.234	51.540	1:18.083	45.611	196.4	1:01:09.317	17	1	4:42.777	2:35.949	1:20.246	46.582	179.4	1:07:43.461							
18	1	2:57.100	51.515	1:18.216	47.369	196.7	1:04:06.417	64 KDW Racing BMW M4 GT4														
19	1	3:05.098	54.802	1:22.759	47.537	188.5	1:07:11.515	1.Koen DE WIT 3														
49 Milo Racing LAMERA								69 AR Performance BMW E90 325i														
1.Christophe NIVARLET 3								1.Nicolas HERMANS														
2.Kevin BALTHAZAR								2.Cedric BAETEN														
1	2	3:24.726	1:20.401	1:21.646	42.679	155.8	3:24.726	1	1	9:14.356	7:05.011	1:23.161	46.184	171.2	9:14.356							
2	2	2:40.738	46.767	1:12.650	41.321	215.1	6:05.464	2	1	2:58.610	53.003	1:19.481	46.126	198.5	12:12.966							
3	2	2:41.380	46.177	1:13.458	41.745	219.1	8:46.844	3	1	2:57.216	52.556	1:18.491	46.169	198.9	15:10.182							
4	2	5:56.098	4:00.848	1:13.780	41.470	194.6	14:42.942	4	1	2:57.473	52.596	1:18.559	46.318	198.2	18:07.655							
5	2	2:42.780	46.674	1:12.158	43.948	214.7	17:25.722	5	1	8:05.236	5:51.589	1:25.520	48.127	179.7	26:12.890							
6	2	9:00.908	6:58.553	1:17.965	44.390	186.2	26:26.629	6	1	2:58.857	52.813	1:19.873	46.171	198.9	29:11.747							
7	2	16:19.665	...	1:13.379	41.291	210.9	42:46.294	7	1	2:58.010	52.458	1:19.557	45.995	200.7	32:09.757							
8	2	2:40.372	46.485	1:12.181	41.706	220.4	45:26.666	8	1	2:58.988	52.262	1:19.910	46.816	199.6	35:08.745							
9	2	2:39.802	46.577	1:11.805	41.420	216.9	48:06.468	9	1	4:25.280	2:21.254	1:18.626	45.400	185.6	39:34.025							
10	2	2:38.906	46.255	1:11.681	40.970	216.9	50:45.374	10	1	2:55.895	52.281	1:18.387	45.227	196.0	42:29.920							
11	2	2:40.300	45.991	1:13.185	41.124	217.3	53:25.674	11	1	2:55.353	51.668	1:18.507	45.178	200.4	45:25.273							
12	2	5:08.392	3:08.727	1:16.904	42.761	185.9	58:34.066	12	1	2:55.493	51.994	1:18.313	45.186	203.4	48:20.766							
								13								1	2:55.142	51.647	1:18.452	45.043	202.6	51:15.908
								14								1	2:55.742	51.761	1:18.694	45.287	201.1	54:11.650
								15								1	2:54.600	51.655	1:17.977	44.968	203.0	57:06.250
								16								1	2:55.361	51.159	1:19.118	45.084	204.5	1:00:01.611




BELCAR ENDURANCE CHAMPIONSHIP

SPA EURO RACE

QUALIFYING

Sector Analysis

										■ Personal Best	■ Session Best	■ Crossing the finish line in pit lane										
Lap	D	Time	Sector 1	Sector 2	Sector 3	T. Spd	Elapsed	Lap	D	Time	Sector 1	Sector 2	Sector 3	T. Spd	Elapsed							
70	AR Performance			3. Kurt HEIRMAN			BMW E90 325i															
	1. Ines LAMMENS																					
	2. Davy SUFFELEERS																					
	1	1	9:33.973	7:18.461	1:26.584	48.928	128.4	9:33.973	5	1	2:34.525	43.188	1:10.833	40.504	239.5	15:55.626						
	2	1	3:07.973	56.901	1:22.805	48.267	151.7	12:41.946	6	1	10:11.919	8:19.882	1:12.523	39.514	214.7	26:07.544						
	3	1	20:40.697	...	1:24.285	46.771	166.4	33:22.642	7	1	2:29.152	41.712	1:09.593	37.847	242.2	28:36.696						
	4	1	2:57.078	52.880	1:18.655	45.543	196.7	36:19.720	8	1	2:28.282	41.814	1:08.743	37.725	254.1	31:04.978						
	5	1	3:02.329	52.433	1:19.921	49.975	197.4	39:22.049	9	1	7:05.263	5:11.000	1:14.567	39.696	214.3	38:10.241						
	6	1	2:56.507	52.425	1:18.558	45.524	197.8	42:18.556	10	1	2:26.983	42.266	1:07.612	37.105	252.9	40:37.224						
	7	1	4:57.990	2:39.188	1:28.338	50.464	171.2	47:16.546	11	1	2:25.706	41.237	1:07.324	37.145	257.1	43:02.930						
	8	1	3:09.479	55.889	1:24.872	48.718	189.1	50:26.025	12	1	2:50.016	40.939	1:07.685	1:01.392	260.2	45:52.946						
	9	1	3:08.500	55.473	1:24.183	48.844	188.8	53:34.525	13	1	2:36.181	45.163	1:09.074	41.944	246.6	48:29.127						
10	1	3:08.752	55.821	1:24.115	48.816	186.5	56:43.277	14	1	7:52.014	5:59.548	1:13.109	39.357	194.2	56:21.141							
15	1	2:33.520	43.403	1:11.366	38.751	241.1	58:54.661	16	1	2:32.611	42.442	1:10.323	39.846	254.7	1:01:27.272							
16	1	2:32.611	42.442	1:10.323	39.846	254.7	1:01:27.272	17	1	2:34.158	43.392	1:10.934	39.832	239.5	1:04:01.430							
17	1	2:34.158	43.392	1:10.934	39.832	239.5	1:04:01.430	18	1	2:31.872	42.540	1:10.423	38.909	245.5	1:06:33.302							
18	1	2:31.872	42.540	1:10.423	38.909	245.5	1:06:33.302															
077	Domec Racing						Radical RXC															
	1. Patrick ENGELEN																					
	2. Davy SUFFELEERS																					
	1	1	3:33.380	1:22.250	1:27.934	43.196	125.7	3:33.380	5	1	2:34.525	43.188	1:10.833	40.504	239.5	15:55.626						
	2	1	2:33.932	46.586	1:09.321	38.025	212.2	6:07.312	6	1	10:11.919	8:19.882	1:12.523	39.514	214.7	26:07.544						
	3	1	2:36.086	44.358	1:11.644	40.084	231.3	8:43.398	7	1	2:29.152	41.712	1:09.593	37.847	242.2	28:36.696						
	4	1	3:46.343	1:59.607	1:09.055	37.681	227.4	12:29.741	8	1	2:28.282	41.814	1:08.743	37.725	254.1	31:04.978						
	5	1	2:25.529	41.906	1:06.434	37.189	251.2	14:55.270	9	1	7:05.263	5:11.000	1:14.567	39.696	214.3	38:10.241						
	6	1	7:34.491	41.934	5:53.911	58.646	238.9	22:29.761	10	1	2:26.983	42.266	1:07.612	37.105	252.9	40:37.224						
	7	1	31:27.086	...	1:18.673	42.877	197.8	53:56.846	11	1	2:25.706	41.237	1:07.324	37.145	257.1	43:02.930						
	8	1	2:39.663	45.774	1:13.086	40.803	218.2	56:36.509	12	1	2:50.016	40.939	1:07.685	1:01.392	260.2	45:52.946						
	9	1	2:36.611	44.746	1:10.847	41.018	221.8	59:13.120	13	1	2:36.181	45.163	1:09.074	41.944	246.6	48:29.127						
10	1	4:29.933	2:37.162	1:13.857	38.914	216.4	1:03:43.053	14	1	7:52.014	5:59.548	1:13.109	39.357	194.2	56:21.141							
11	1	2:32.719	42.406	1:09.808	40.505	246.0	1:06:15.772	15	1	2:33.520	43.403	1:11.366	38.751	241.1	58:54.661							
16	1	2:32.611	42.442	1:10.323	39.846	254.7	1:01:27.272	16	1	2:32.611	42.442	1:10.323	39.846	254.7	1:01:27.272							
17	1	2:34.158	43.392	1:10.934	39.832	239.5	1:04:01.430	17	1	2:34.158	43.392	1:10.934	39.832	239.5	1:04:01.430							
18	1	2:31.872	42.540	1:10.423	38.909	245.5	1:06:33.302	18	1	2:31.872	42.540	1:10.423	38.909	245.5	1:06:33.302							
111	Deldiche Racing by JDC Events						Norma M20 FC															
	1. Luc DE COCK			3. Thomas PIESSENS																		
	2. Tim JOOSEN																					
	1	3	2:32.020	45.366	1:10.039	36.615	180.0	2:32.020	5	1	2:34.525	43.188	1:10.833	40.504	239.5	15:55.626						
	2	3	2:19.306	40.836	1:02.547	35.923	243.2	4:51.326	6	1	10:11.919	8:19.882	1:12.523	39.514	214.7	26:07.544						
	3	3	2:19.595	40.922	1:02.475	36.198	243.2	7:10.921	7	1	2:29.152	41.712	1:09.593	37.847	242.2	28:36.696						
	4	3	2:21.554	40.768	1:04.023	36.763	246.0	9:32.475	8	1	2:28.282	41.814	1:08.743	37.725	254.1	31:04.978						
	5	3	2:21.762	40.729	1:04.068	36.965	244.9	11:54.237	9	1	7:05.263	5:11.000	1:14.567	39.696	214.3	38:10.241						
	6	1	6:07.420	4:11.916	1:07.582	47.922	195.3	18:01.657	10	1	2:26.983	42.266	1:07.612	37.105	252.9	40:37.224						
	7	1	7:23.805	5:41.668	1:05.298	36.839	221.8	25:25.461	11	1	2:25.706	41.237	1:07.324	37.145	257.1	43:02.930						
	8	1	2:22.543	42.146	1:03.586	36.811	238.9	27:48.004	12	1	2:50.016	40.939	1:07.685	1:01.392	260.2	45:52.946						
	9	1	2:20.912	40.994	1:02.982	36.936	241.6	30:08.916	13	1	2:36.181	45.163	1:09.074	41.944	246.6	48:29.127						
	10	1	2:27.717	43.193	1:04.641	39.883	238.9	32:36.633	14	1	7:52.014	5:59.548	1:13.109	39.357	194.2	56:21.141						
	11	1	2:23.895	40.921	1:04.235	38.739	242.7	35:00.528	15	1	2:33.520	43.403	1:11.366	38.751	241.1	58:54.661						
	12	1	4:08.395	2:19.184	1:11.599	37.612	228.8	39:08.923	16	1	2:32.611	42.442	1:10.323	39.846	254.7	1:01:27.272						
	13	1	2:27.394	41.844	1:08.852	36.698	240.0	41:36.317	17	1	2:34.158	43.392	1:10.934	39.832	239.5	1:04:01.430						
	14	1	2:26.082	43.446	1:05.517	37.119	236.3	44:02.399	18	1	2:31.872	42.540	1:10.423	38.909	245.5	1:06:33.302						
	15	1	2:24.775	41.269	1:06.643	36.863	244.3	46:27.174														
	16	1	2:25.063	41.595	1:04.941	38.527	241.6	48:52.237														
	17	1	2:25.454	41.451	1:07.334	36.669	244.3	51:17.691														
	18	1	4:00.009	2:14.777	1:07.658	37.574	203.0	55:17.700														
	19	1	2:20.043	40.697	1:02.698	36.648	244.3	57:37.743														
20	3	4:51.594	3:06.515	1:06.163	38.916	234.8	1:02:29.337															
21	3	2:22.963	41.756	1:04.846	36.361	237.4	1:04:52.300															
22	3	2:23.500	41.843	1:05.058	36.599	235.8	1:07:15.800															
123	RBC Race Team						Saker RAPX															
	1. Michael ROSKAM			3. Tom DE MUL																		
	2. Dave VAN DE VELDE																					
	1	3	8:32.017	6:10.219	1:31.734	50.064	136.9	8:32.017	5	1	2:34.525	43.188	1:10.833	40.504	239.5	15:55.626						
	2	3	3:50.841	1:39.965	1:25.062	45.814	184.0	12:22.858	6	1	10:11.919	8:19.882	1:12.523	39.514	214.7	26:07.544						
	3	3	3:00.035	50.375	1:23.195	46.465	200.7	15:22.893	7	1	2:29.152	41.712	1:09.593	37.847	242.2	28:36.696						
	4	3	3:32.807	49.934	1:33.110	1:09.763	196.0	18:55.700	8	1	2:28.282	41.814	1:08.743	37.725	254.1	31:04.978						
	5	2	8:02.520	5:49.775	1:25.798	46.947	178.8	26:58.219	9	1	7:05.263	5:11.000	1:14.567	39.696	214.3	38:10.241						
	6	2	2:57.856	51.007	1:21.748	45.101	187.2	29:56.075	10	1	2:26.983	42.266	1:07.612	37.105	252.9	40:37.224						
	7	2	2:58.780	50.464	1:23.029	45.287	215.6	32:54.855	11	1	2:25.706	41.237	1:07.324	37.145	257.1	43:02.930						
	8	2	2:57.119	50.075	1:21.995	45.049	194.2	35:51.974	12	1	2:50.016	40.939	1:07.685	1:01.392	260.2	45:52.946						
	9	2	2:54.704	49.625	1:20.202	44.877	205.7	38:46.678	13	1	2:36.181	45.163	1:09.074	41.944	246.6	48:29.127						
	10	2	5:10.783	3:11.494																		



BELCAR ENDURANCE CHAMPIONSHIP

SPA EURO RACE

QUALIFYING

Sector Analysis

■ Personal Best ■ Session Best ■ Crossing the finish line in pit lane

Lap	D	Time	Sector 1	Sector 2	Sector 3	T. Spd	Elapsed
16	2	2:47.034	47.965	1:16.534	42.535	216.9	1:03:44.060
17	2	2:46.189	47.186	1:16.359	42.644	205.7	1:06:30.249

157		G&R Motorsport		BMW M3 E46			
		1.Danny VAN DOSSELAER 3.Geert HOUTHOOFD		4			
		2.Karlo VAN DOSSELAER					
1	1	8:49.222	6:32.663	1:28.444	48.115	146.5	8:49.222
2	1	2:56.860	50.858	1:21.332	44.670	174.8	11:46.082
3	2	7:36.131	4:21.606	1:46.782	1:27.743	142.7	19:22.213
4	2	7:49.298	5:27.942	1:31.129	50.227	168.2	27:11.510
5	2	3:01.206	50.861	1:24.160	46.185	177.6	30:12.716
6	2	4:59.623	2:53.413	1:20.708	45.502	173.4	35:12.339
7	2	2:53.848	49.277	1:20.323	44.248	184.9	38:06.187
8	2	2:50.521	48.511	1:18.325	43.685	178.2	40:56.708
9	2	2:51.771	49.742	1:18.026	44.003	172.0	43:48.479
10	2	2:51.804	48.484	1:18.925	44.395	177.9	46:40.283
11	2	2:50.676	47.819	1:18.129	44.728	181.8	49:30.959
12	2	2:57.546	51.273	1:20.861	45.412	163.4	52:28.505
13	3	4:51.909	2:43.492	1:21.731	46.686	154.9	57:20.414
14	3	2:59.368	51.150	1:20.381	47.837	167.4	1:00:19.782
15	3	2:57.319	50.386	1:21.253	45.680	167.2	1:03:17.101
16	3	2:57.454	49.871	1:21.683	45.900	166.4	1:06:14.555

191		PG Motorsport		Porsche 991			
		1.Thijs HEEZEN		1			
		2.Jos MENTEN					
1	1	4:43.948	2:51.180	1:13.155	39.613	226.4	4:43.948
2	1	2:31.630	42.531	1:10.589	38.510	254.1	7:15.578
3	1	2:37.778	42.121	1:10.770	44.887	257.1	9:53.356
4	1	5:52.446	3:55.540	1:14.580	42.326	212.6	15:45.802
5	1	3:37.712	43.715	1:26.019	1:27.978	235.8	19:23.514
6	1	6:22.444	4:26.612	1:15.792	40.040	209.7	25:45.957
7	1	2:37.314	43.376	1:14.155	39.783	232.3	28:23.271
8	1	2:36.145	43.596	1:13.114	39.435	222.2	30:59.416
9	1	2:37.284	43.209	1:13.926	40.149	248.3	33:36.700
10	1	5:29.611	3:38.621	1:12.186	38.804	225.5	39:06.311
11	1	2:34.087	42.251	1:12.648	39.188	248.8	41:40.398
12	1	2:35.585	42.915	1:13.195	39.475	255.9	44:15.983
13	1	4:34.340	2:44.485	1:11.227	38.628	198.2	48:50.323
14	1	2:29.211	41.642	1:09.581	37.988	257.8	51:19.534
15	1	2:28.657	41.702	1:08.987	37.968	257.8	53:48.191
16	1	2:29.521	41.493	1:09.011	39.017	251.7	56:17.712
17	1	6:13.680	4:19.547	1:14.913	39.220	206.9	1:02:31.392
18	1	2:54.374	1:01.349	1:11.313	41.712	198.9	1:05:25.766
19	1	2:32.793	42.789	1:10.836	39.168	254.1	1:07:58.559


245		MSE		BMW M4 GT4			
		1.Peter BECKERS		3.Nick GELEEN			
		2.Bart VAN SAMANG		3			
1	3	4:32.199	2:26.578	1:22.482	43.139	154.3	4:32.199
2	3	4:15.635	2:14.060	1:19.585	41.990	191.2	8:47.834
3	3	2:40.310	45.819	1:13.507	40.984	230.8	11:28.144
4	3	2:40.304	45.790	1:13.190	41.324	217.7	14:08.448
5	3	2:40.357	45.685	1:13.616	41.056	232.3	16:48.805
6	3	3:05.817	53.156	1:23.921	48.740	158.6	19:54.622
7	3	5:47.485	3:50.558	1:15.812	41.115	188.5	25:42.106
8	3	2:39.990	46.547	1:12.431	41.012	233.3	28:22.096
9	3	2:42.367	45.305	1:15.166	41.896	223.6	31:04.463
10	3	8:14.836	6:04.686	1:27.891	42.259	193.9	39:19.299
11	3	2:42.985	45.731	1:16.476	40.778	236.3	42:02.284

Lap	D	Time	Sector 1	Sector 2	Sector 3	T. Spd	Elapsed
12	3	2:38.170	45.353	1:12.328	40.489	235.8	44:40.454
13	3	2:37.108	44.857	1:11.916	40.335	237.9	47:17.562
14	3	2:50.494	48.423	1:18.286	43.785	178.8	50:08.056
15	3	5:39.916	3:40.503	1:15.673	43.740	202.2	55:47.972
16	3	2:43.304	46.153	1:14.543	42.608	223.6	58:31.276
17	3	2:42.556	46.098	1:15.047	41.411	231.8	1:01:13.832
18	3	2:42.427	46.018	1:14.626	41.783	233.3	1:03:56.259
19	3	2:42.702	46.194	1:14.973	41.535	222.2	1:06:38.961

254		QSR Racing School		AMG Mercedes GT4			
		1.Jimmy DE BREUCKER		3.Kenneth HEYER			
		2.Yannick HOOGAARS		3			
1	2	7:02.333	4:48.279	1:28.143	45.911	108.2	7:02.333
2	2	2:40.389	46.808	1:12.780	40.801	234.8	9:42.722
3	2	3:57.775	2:05.264	1:11.910	40.601	214.7	13:40.497
4	2	2:35.684	45.233	1:10.744	39.707	238.4	16:16.181
5	2	3:16.991	45.591	1:18.988	1:12.412	239.5	19:33.172
6	2	7:08.229	5:06.541	1:19.404	42.284	202.2	26:41.400
7	2	2:42.360	46.449	1:15.003	40.908	234.3	29:23.760
8	2	2:38.659	44.915	1:13.248	40.496	240.5	32:02.419
9	2	2:39.220	45.990	1:13.004	40.226	216.4	34:41.639
10	2	2:36.928	44.856	1:11.767	40.305	238.9	37:18.567
11	2	2:36.863	44.637	1:11.728	40.498	241.1	39:55.430
12	2	6:16.263	4:10.949	1:23.381	41.933	132.4	46:11.693
13	2	2:42.139	45.824	1:13.034	43.281	234.8	48:53.832
14	2	2:37.675	45.090	1:11.837	40.748	242.7	51:31.507
15	2	2:40.540	45.330	1:11.984	43.226	239.5	54:12.047
16	2	2:37.811	45.102	1:11.870	40.839	241.1	56:49.858
17	2	2:36.970	44.750	1:11.945	40.275	241.6	59:26.828
18	2	2:36.972	44.834	1:11.728	40.410	241.6	1:02:03.800
19	2	2:38.353	44.632	1:12.114	41.607	241.6	1:04:42.153

300		VDW Motorsport		BMW Z3 M			
		1.Ron VAN DE WATER		3.Pascal DECKERS			
		2.Edwin BEYERS		4			
1	2	12:54.934	...	1:32.582	49.169	151.0	12:54.934
2	2	5:06.017	2:51.170	1:25.016	49.831	175.3	18:00.951
3	2	8:43.384	6:32.884	1:24.766	45.734	184.3	26:44.334
4	2	2:56.810	50.782	1:20.864	45.164	211.8	29:41.144
5	2	2:58.226	49.816	1:21.257	47.153	197.4	32:39.370
6	2	2:52.917	49.819	1:18.885	44.213	212.6	35:32.287
7	2	2:52.730	49.945	1:18.716	44.069	216.4	38:25.017
8	2	2:52.177	49.329	1:17.586	45.262	211.8	41:17.194
9	2	2:53.725	49.448	1:18.839	45.438	212.6	44:10.919
10	2	6:04.429	3:59.638	1:20.439	44.352	172.8	50:15.348
11	2	2:52.679	49.582	1:19.438	43.659	210.5	53:08.027
12	2	2:50.962	49.152	1:17.602	44.208	219.5	55:58.989
13	2	4:43.540	2:41.024	1:18.860	43.656	188.2	1:00:42.529
14	2	2:47.785	47.727	1:17.050	43.008	212.6	1:03:30.314
15	2	2:46.561	47.266	1:16.473	42.822	219.5	1:06:16.875

416		Gamsiz Motorsport		BMW GT4			
		1.Hakan SARI		3			
		2.Recep SARI					
1	2	25:51.885	...	1:22.913	43.786	160.0	25:51.884
2	2	2:41.528	47.260	1:13.536	40.732	227.8	28:33.412
3	2	2:39.675	45.933	1:13.083	40.659	235.8	31:13.087
4	2	2:38.148	45.813	1:11.909	40.426	234.8	33:51.235
5	2	2:47.359	45.750	1:18.027	43.582	233.3	36:38.594
6	2	5:09.754	3:08.781	1:18.878	42.095	214.3	41:48.348



BELCAR ENDURANCE CHAMPIONSHIP

SPA EURO RACE

QUALIFYING

Sector Analysis

■ Personal Best ■ Session Best B Crossing the finish line in pit lane

Lap	D	Time	Sector 1	Sector 2	Sector 3	T. Spd	Elapsed	Lap	D	Time	Sector 1	Sector 2	Sector 3	T. Spd	Elapsed
7	2	2:43.003	46.375	1:15.128	41.500	234.3	44:31.351								
8	2	2:43.316	45.904	1:15.538	41.874	235.8	47:14.667								
9	2	2:42.541	45.756	1:15.144	41.641	237.9	49:57.208								
10	2	2:42.982	45.415	1:16.040	41.527	237.4	52:40.190								
11	2	2:43.664	46.779	1:14.910	41.975	236.3	55:23.854								
12	2	2:42.151	45.762	1:14.859	41.530	233.3	58:06.005								
13	2	2:42.083	45.669	1:14.945	41.469	235.8	1:00:48.088								
14	2	2:45.324	46.191	1:17.162	41.971	234.3	1:03:33.412								
15	2	2:44.154	45.654	1:15.854	42.646	237.4	1:06:17.566								

911	Speedlover			Porsche 991
	1. Pierre-Yves PAQUE	3. Olivier MEURENS		1
	2. Gregory PAISSE			

1	1	6:38.598	4:30.315	1:25.269	43.014	173.1	6:38.598
2	1	2:37.294	43.664	1:13.801	39.829	236.8	9:15.892
3	1	2:35.796	43.521	1:12.064	40.211	244.9	11:51.688
4	1	4:58.768	2:57.842	1:20.134	40.792	178.5	16:50.456
5	1	3:06.339	52.544	1:27.970	45.825	154.7	19:56.795
6	2	6:07.876	4:07.409	1:18.857	41.610	192.9	26:04.670
7	2	2:39.036	43.602	1:15.006	40.428	234.8	28:43.706
8	2	2:35.141	43.380	1:12.467	39.294	242.2	31:18.847
9	2	2:35.043	42.589	1:12.578	39.876	236.8	33:53.890
10	3	6:24.421	4:22.372	1:21.259	40.790	163.9	40:18.311
11	3	2:31.089	42.102	1:10.034	38.953	234.8	42:49.400
12	3	2:29.537	42.315	1:09.248	37.974	236.8	45:18.937
13	3	2:28.655	41.849	1:08.985	37.821	242.2	47:47.592
14	3	2:28.784	41.728	1:09.142	37.914	240.0	50:16.376
15	3	6:29.395	4:30.124	1:18.159	41.112	172.5	56:45.771
16	3	2:37.458	43.669	1:13.868	39.921	224.5	59:23.229
17	3	2:37.118	43.981	1:13.084	40.053	243.2	1:02:00.347
18	3	2:38.602	42.923	1:13.175	42.504	236.8	1:04:38.949
19	3	2:38.150	43.237	1:13.827	41.086	236.8	1:07:17.099

991	No Speed Limit			Porsche 991
	1. Fred BOUVY	3. Damien COENS		1
	2. Simon TOURNEUR			

1	3	3:59.294	2:08.626	1:11.942	38.726	223.6	3:59.294
2	3	2:31.810	43.659	1:10.070	38.081	247.1	6:31.104
3	3	2:31.140	42.558	1:09.366	39.216	254.1	9:02.244
4	3	2:29.536	42.087	1:09.435	38.014	248.3	11:31.780
5	3	2:29.373	42.056	1:09.413	37.904	254.7	14:01.153
6	2	5:43.441	3:21.369	1:20.830	1:01.242	184.6	19:44.594
7	2	6:04.595	4:12.412	1:12.209	39.974	220.4	25:49.188
8	2	2:30.732	42.274	1:10.414	38.044	248.8	28:19.920
9	2	2:29.438	42.011	1:09.418	38.009	248.8	30:49.358
10	2	2:31.161	42.052	1:10.884	38.225	248.8	33:20.519
11	2	2:34.523	42.398	1:13.345	38.780	231.8	35:55.042
12	2	2:35.020	44.446	1:12.435	38.139	229.3	38:30.062
13	2	4:20.588	2:26.693	1:15.289	38.606	210.9	42:50.650
14	2	2:34.739	43.355	1:11.717	39.667	220.0	45:25.389
15	2	4:33.994	2:39.416	1:15.468	39.110	192.9	49:59.383
16	2	2:29.399	42.521	1:09.121	37.757	250.0	52:28.782
17	2	2:27.721	41.579	1:08.209	37.933	254.7	54:56.503
18	2	2:26.236	41.433	1:07.490	37.313	255.3	57:22.739
19	2	2:29.325	41.398	1:09.488	38.439	257.1	59:52.064
20	2	2:27.215	41.553	1:07.902	37.760	255.9	1:02:19.279
21	2	2:26.713	41.382	1:07.690	37.641	256.5	1:04:45.992
22	2	2:54.654	50.186	1:16.034	48.434	182.4	1:07:40.646